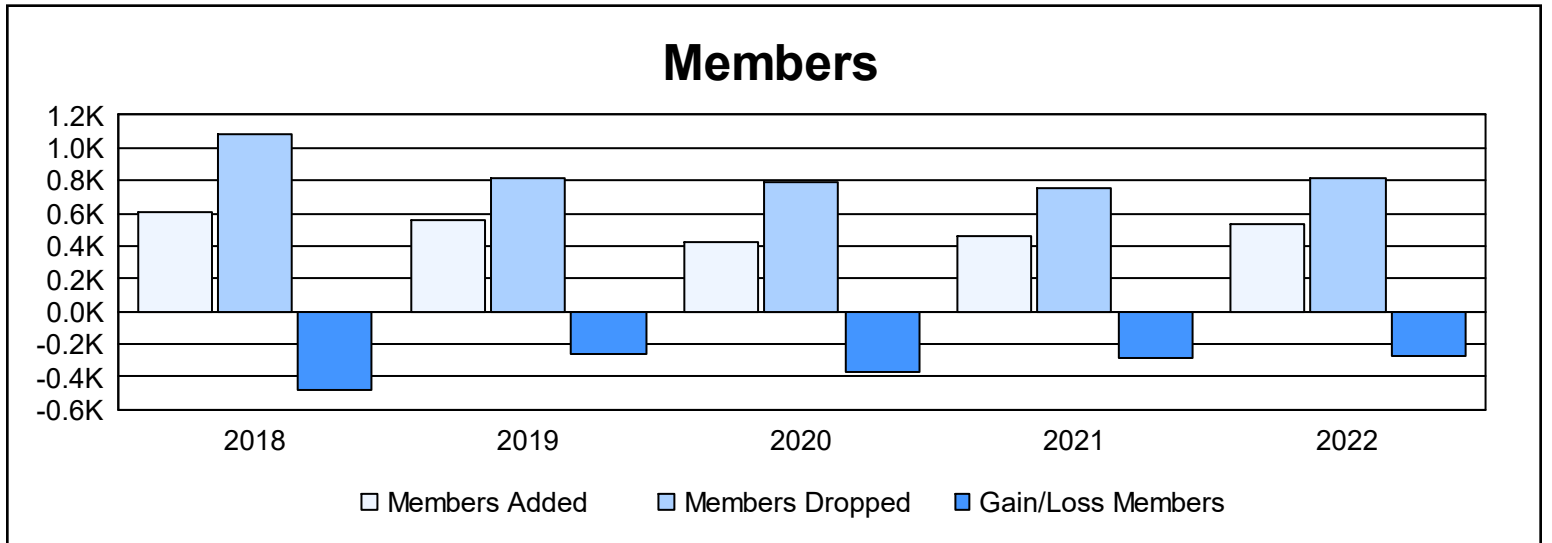
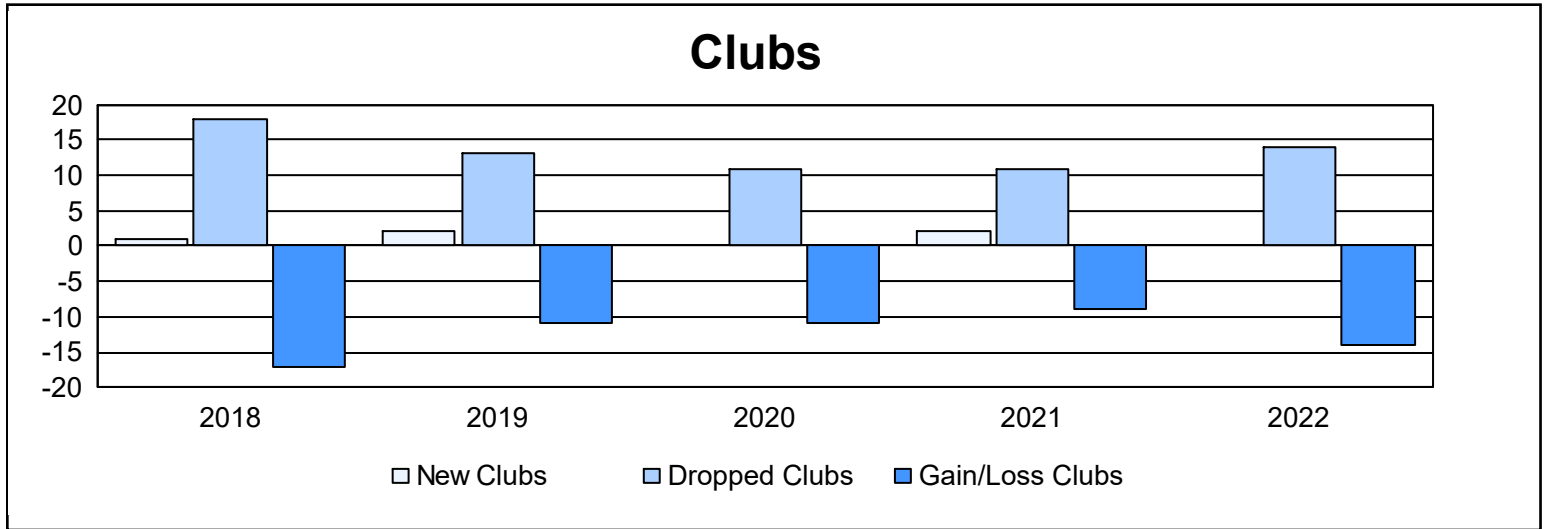


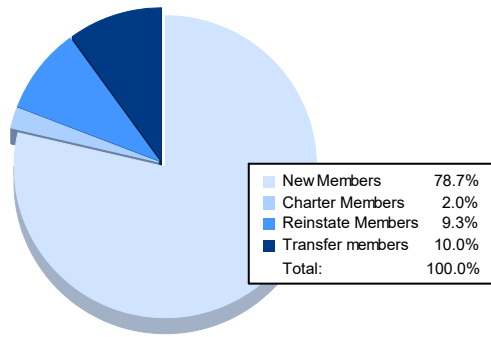
Multiple District 31

As of June 2022 Cumulative

Year	New Clubs	Dropped Clubs	Gain/ Loss Clubs	New Members	Charter Members	Reinstate Members	Transfer Members	Total Member Added	Total Members Dropped	Gain/ Loss Members
2017-2018	1	18	-17	508	33	21	46	608	1,088	-480
2018-2019	2	13	-11	422	56	32	47	557	820	-263
2019-2020	0	11	-11	331	25	24	42	422	796	-374
2020-2021	2	11	-9	322	68	33	36	459	748	-289
2021-2022	0	14	-14	424	11	50	54	539	815	-276
Average	1	13	-12	401	39	32	45	517	853	-336



Membership Composition June 2022 Cumulative



Gender Composition June 2022 Cumulative

